


Roller Bed KT-40

Our ARTwelding Roller Bed model KT-40 with a loading capacity of 40 t was developed for precise positioning of cylindrical workpieces.

The stable base and the high weight make it unnecessary to fix it to the floor. A set consists of a driver unit and a idler unit.

The wheels of the container rotating device are PU coated. This coating prevents damage to your workpieces. The use of heavy-duty ball bearings ensures a long service life. Two-stage gearboxes are used to ensure high ratios from the engine to the drive wheel. This ensures a constant and even rotational movement. The gearboxes are designed for a long service life.

The driver unit is equipped with asynchronous motors. The speed can be continuously regulated using a frequency converter, and the feed speed is displayed on the associated remote control. Also included in the scope of delivery is a foot switch, which can be used to determine the direction of rotation. This has the advantage that your hands are free when editing. Bayonet locks are installed in the control cabinet for quick assembly and disassembly.

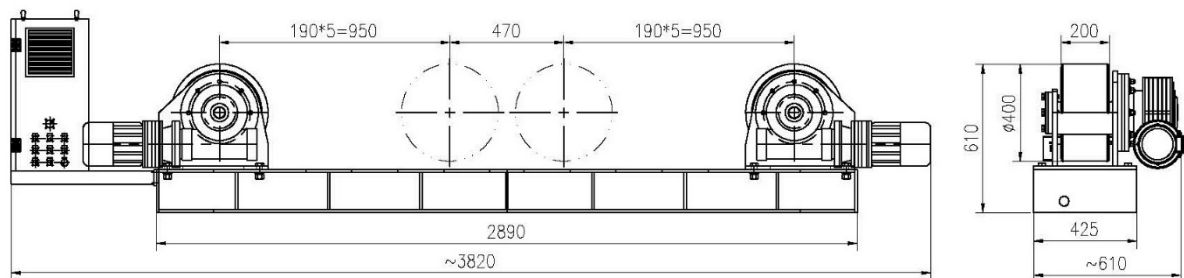


Technical specifications

Load capacity (t): 40
 Control: wired remote control, foot switch, speed display
 Workpiece diameter (mm): 400–5200
 Dimensions of rolls (mm): Ø 400x200
 Center to center roller distance (mm): 450–1550
 Adjustment: hole pattern
 Rotary motor (kW): 2x0.75
 Rotation speed (mm/min): 100–1000
 (other speed on request)
 Input voltage: 400V / 3-phase / 16 A / 50 Hz
 Weight (kg): 1700
 Undercarriage: on request
 Electrical adjustment: on request

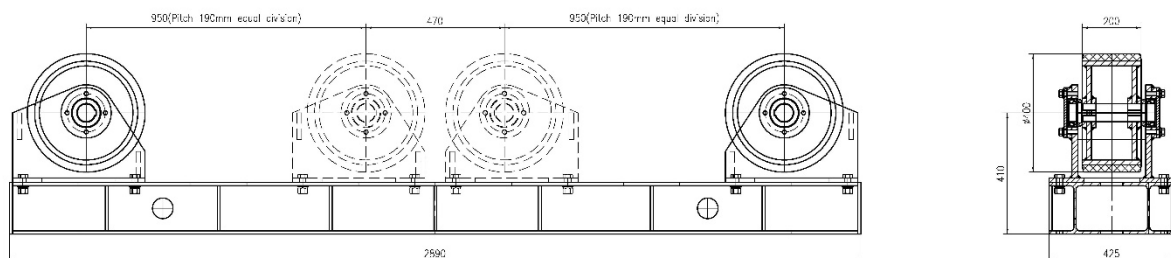
Dimensions: driver unit

H max. height	610 mm
W max. width	3820 mm
T max. depth	610 mm



Dimensions: idler unit

H max. height	610 mm
W max. width	2890 mm
T max. depth	425 mm



We reserve the right to make changes to the system. These don't be to the detriment of the customer.