

INNOVATIVE SYSTEMS, INTEGRATED SOLUTIONS



motofil

“IMPOSSIBLE” PROJECTS ARE PART OF OUR DAY-TO-DAY



With over 30 years of experience, we have become one of the leaders in the automation and robotics markets.

Our growth strategy is based on research and development, on the continuous improvement of the processes and final products, in accordance with the specific needs of each client. This is carried out through an transversal global process with each client and company belonging to the group.

At Motofil, we persistently defy barriers in development, with projects which seem impossible, but to us are a daily source of motivation.

We create complete solutions with integrated systems, motivated by the certainty that the pairing of innovation and competence is the only path to the future.



A COMMITMENT WITH THE CONTINUOUS SUPPORT



01. COMMERCIAL TEAM

Motofil commercial team is available to develop, together with the client, the best technical and commercial solution for their production needs. To fulfil this objective, it counts on a highly experienced team endowed with the means of analysis and simulation to develop industrial solutions which promote the quality profitability of our clients, anywhere in the world.

02. PROJECT TECHNICAL TEAM

Motofil has teams of technicians specialized in mechanical design, automation and processes, whose function is to guarantee the complete development of solutions which fulfil the client's specifications and needs. The use of equipment, which integrates the latest software for the design and simulation of applications, permits the development of technical solutions, including mechanical design and automation architecture, assuring industrial systems with high productivity and reliability. This team is also responsible for the management, planning, technical documentation and start of production of the project, including the dimensional and metallurgic validation of the parts produced.

03. PRODUCTION TEAM

The production team has at its disposal all the technologies (cutting, bending, welding, machining, painting, among others) and the most complete means for the equipment production. The team is responsible for the assembly of the mechanical, electrical and pneumatic equipment, as well as the final installation.

04. TECHNICAL ASSISTANCE AND TRAINING

Our technical assistance assures the equipment's proper functionalities, during its lifetime anywhere in the world. We have the ability to carry out preventive or curative maintenance of our systems, including their components. The technical assistance can also implement improvements in the equipment, adapting them to our clients' new production needs. Motofil also believes that the success of its clients depends on the training of its operators and technicians. Therefore, the training of operators and the programming of equipment and processes is an integral part of our supply and our services.



WE ARE PRESENT IN OVER
30 COUNTRIES

RIGOROUS PROCESSES
IN EACH PHASE

WELDING




- MIG / MAG
- TIG
- Plasma
- Spot welding
- Submerged Arc (SAW)
- Laser

HANDLING



- Bending
- Handling of parts
- Palletising
- Loading/unloading CNC

CUTTING



- Plasma HD
- Oxyfuel
- Laser
- Combined

MACHINING



- Turning
- Milling
- Machining of large parts

motofil


01. ROBOTICS



Motofil is one of the largest European manufacturers in robotised welding. Due to a technical team with a vast experience in equipment and industrial process, combined with a wide range of standard systems and a great capacity of developing and manufacturing special solutions, we can supply to our clients reliable and productive solutions, anywhere in the world.


TABLE H POSITIONER

Positioning table with 3 rotary axes, developed for the production of pieces with a high production rate, ex: Automotive or Metalwork Industries. Load capacity of 300Kg to 1000Kg, up to 2m.



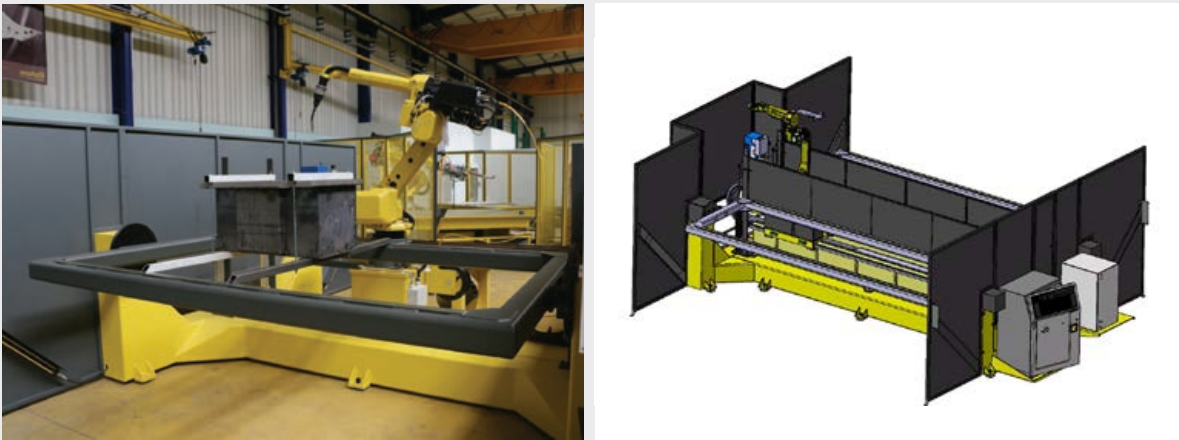
HS/TS POSITIONER

Positioner with a horizontal rotary axis with a load capacity of 300Kg to 20Tons. Lengths from 2m to 15m.



ROBOTIZED MONOBLOCK SYSTEM

Robotized system with high flexibility and mobility, with all peripherals instaled in the monoblock structure. Load capacity of 250 to 2000Kg. Table for the assembly of parts with length from 2 to 9 meters.



FERRIS WHEEL POSITIONER

Positioning table with 3 rotary axes, appropriate for the welding of medium-sized parts, up to 5m in length and load capacity of 300Kg to 5Ton.

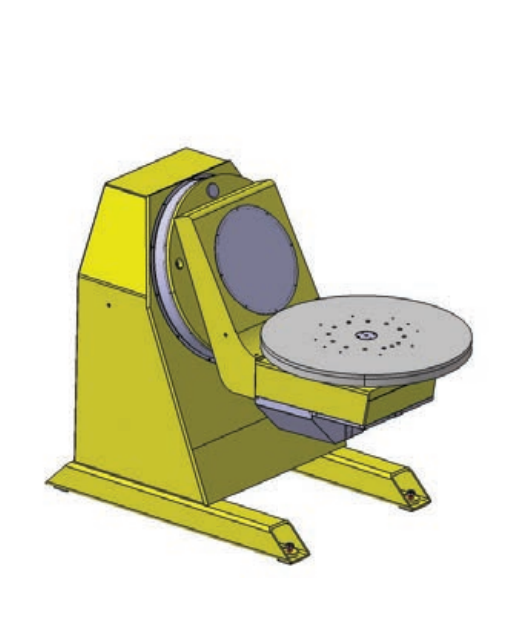


motofil

01. ROBOTICS

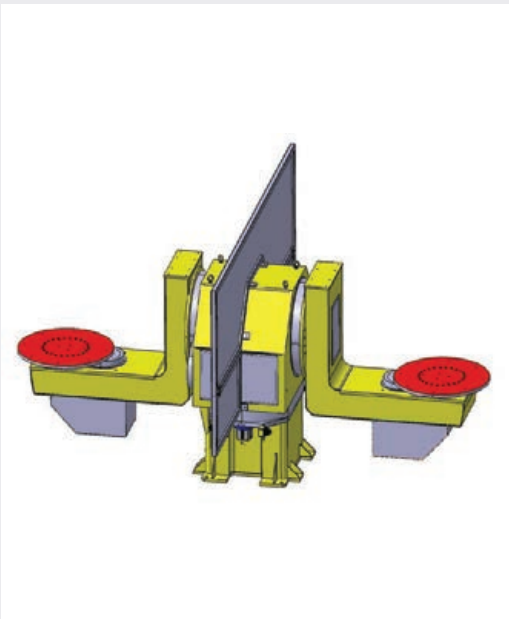
ORBITAL POSITIONER

Positioner with 2 axes, for parts which need various welding plans.
Models with a load capacity of 300Kg up to 15Ton.



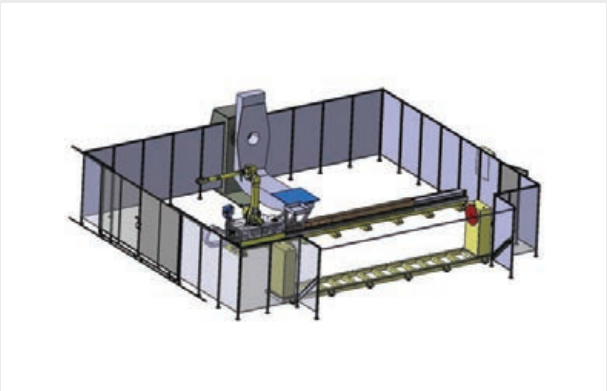
DOUBLE SQUADRA POSITIONER

Positioner with 5 servo control rotary axes for the welding of highly complex parts.
Load capacity of 300Kg to 5Ton



SQUADRA POSITIONER

Positioner with 2 axes, for large sized parts which need various welding plans.



GANTRY WITH 2 ORBITALS

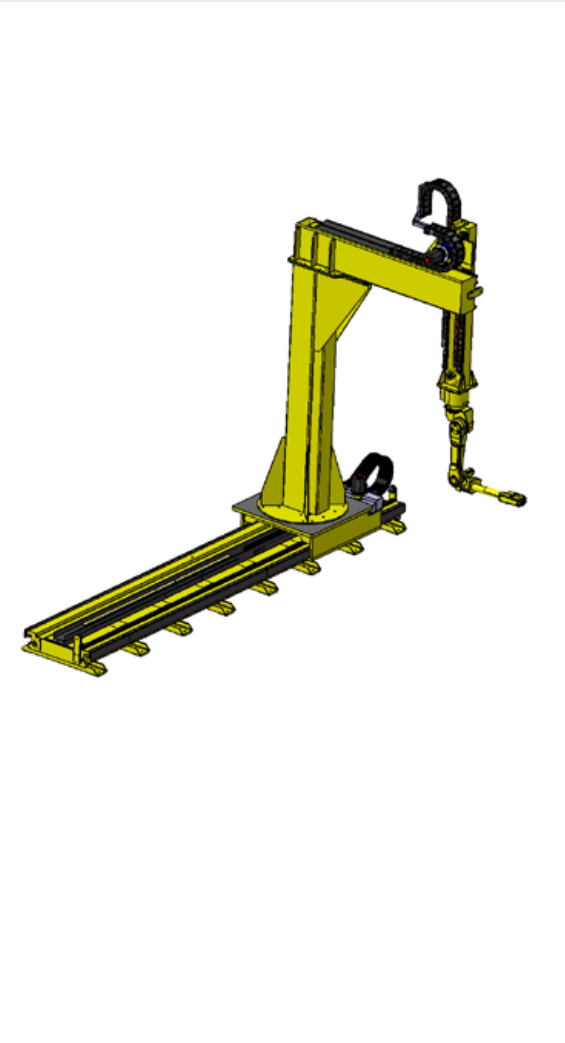


motofil

01. ROBOTICS

ROBOTIZED WELDING COLUMN AND BOOM

Welding systems for large parts, ex: longerons, chassis, among others.
Models with translation (X), transversal (Y), vertical (Z) axes, and rotation.



WELDING GANTRY

Robotized system with great stability for the welding of large parts.



SPECIAL GANTRY

Special robotized system for the welding of metallic structures.



TRANSLATION BASE (TRACK)




motofil

01. ROBOTICS


ROBOTIZED WELDPRO CELL

Compact monoblock cell for the welding of small parts.
Manual or electric rotating table.
Load capacity of 75Kg or 150Kg on each table.



WELDING PRESSES

Welding presses with AC or MF controller and pneumatic actuation.As an alternative, it is possible and automatic feeder of bolts and nuts.



WELDING JIGS

Development of welding jigs for the welding of parts for the Automotive and Metalwork Industries.



HANDLING ROBOT FOR WELDING

Solutions for robotized handling and welding.



HANDLING SOLUTIONS

Solutions for robotized handling (bending).

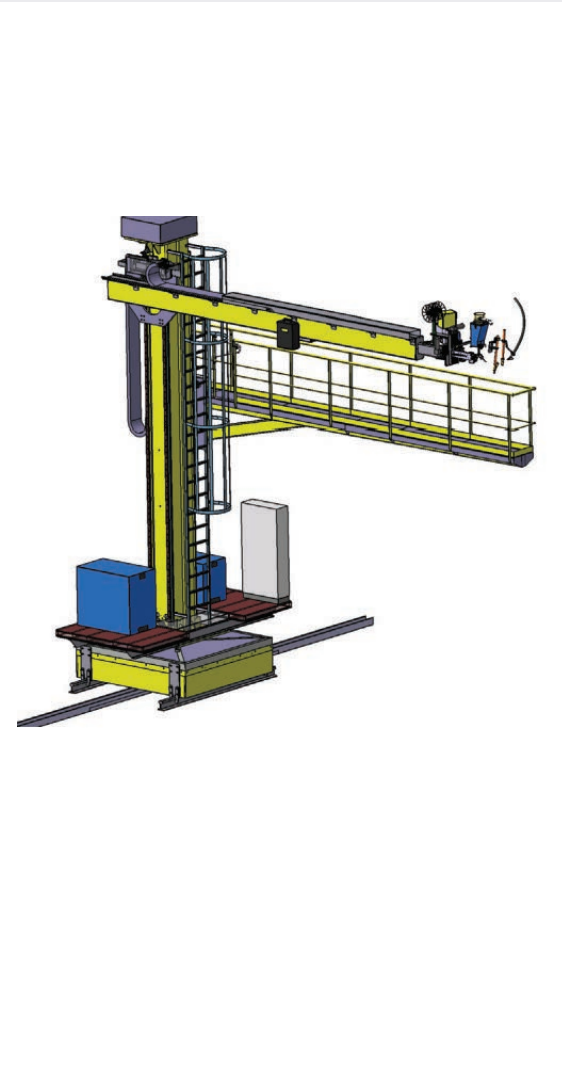


motofil

02. WELDING AUTOMATION


SAW WELDING COLUMN AND BOOM

Equipment of automated welding with a three axes movement and seam tracking.



BEAMS WELDING MACHINE

Automatic system of SAW welding of beams (fixed or variable section).
Seam tracking as an option.



SHELL TO SHELL ALIGNMENT MACHINE



motofil

02. WELDING AUTOMATION

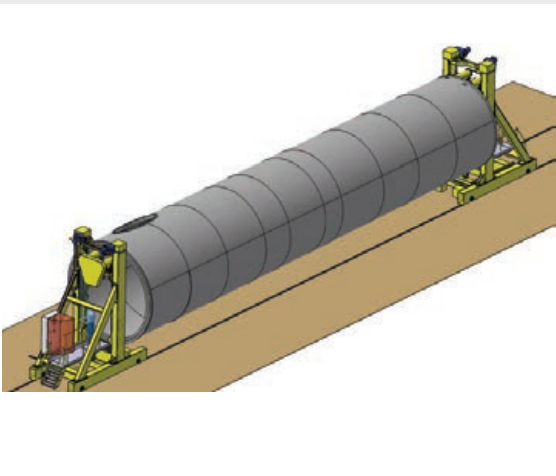
FLANGE GRINDING MACHINE



BLADE GRINDING MACHINE FOR WIND TURBINE TOWERS



PAINTING POSITIONER



AUTOMATED WELDING GANTRY



WELDING BENCH



ROLLER BEDS



FIXED ROLLER BEDS



In 2007, Motofil started a new project for the production of solid wire for welding.

Nowadays, we stand as a manufacturer of excellence, a leader in the Southern European market.

We are focussed on the development and constant improvement of our products, processes and services.

We are customer oriented, favouring flexibility, skilfulness and proximity, while always maintaining the highest levels of quality.

WELDING WIRE

Motofil’s welding wire is a copper-plated wire obtained from low carbon steel.

The main elements which constitute the raw material are carbon (C), silicon (Si), manganese (Mn), sulphur (S) and phosphorous (P).



METALLIC AND PLASTIC COILS

Wire diameter: 0.8-0.9-1.0-1.2 | Gross weight of wire: 15Kg.

The wire, supplied on coils, is placed in individual boxes with a total of 72 units per pallet, with 8 stacks of boxes, totalling 1,080Kg.



BIG PACK

Wire diameter: 0.8-0.9-1.0-1.2 | Gross weight of wire: 250Kg, 350Kg and 500Kg.

The wire supplied in 250Kg Big Packs is placed on a pallet with 4 units, totalling 1000Kg.



motofil

04. CUTTING TECHNOLOGIES

We develop, manufacture and commercialise equipment for the cutting of metallic parts from plate or tubular profiles, using cutting technologies such as oxyfuel, plasma, laser, and cutting combined with machining.

MFL

Fiber laser cutting machine.




DRAGOM

Plasma and oxyfuel cutting machine.



FELINE

Plasma cutting machine.



motofil

05. SERVICES







Motofil also provide services in the areas of cutting, welding and machining of parts.
Currently, Motofil has a team of specialists and the machinery to ensure, in terms of processes, total autonomy in the manufacture of the components used by the other business areas and by its external clients.



- Machining:**
- conventional milling machines;
 - CNC machining centres with mobile gantry
 - with a 12m fixed table
 - with a 14m fixed table
 - with a 26m fixed table
 - machining centres with 5 axes / 3 axes
 - CNC lathes
 - conventional lathes


- Cutting and bending:**
- guillotines
 - press brakes
 - punchers
 - laser
 - pantograph (oxyfuel cutting and plasma)
 - stripping though particle blasting




motofil

06. AERONAUTICS

This business area relies on the production capacity of the company in the areas of machining, welding and assembly to carry out its projects, being responsible for the management and monitoring of the projects, as well.





Motofil (HQ)

Rua Tomé Barros Queirós, Nr. 135
Zona Ind. das Ervas apt.50
3830 – 252 Ílhavo Portugal
Tel.: +351 234 320 900
Fax +351 234 320 916
E-Mail: geral@motofil.pt

Motofil Brasil

Rod. Geraldo Scavone, 2300
C. Califórnia Center, Galpão 05
12305-490 Jacareí - SP | Brazil
Tel.: +55 12 39584541
E-Mail: comercial@motofil.com.br

Motofil México

Querétaro
Tel.: +351 912 162 908
E-Mail: geral@motofil.pt

Motofil Ibérica S.L.

Mataró - Barcelona, Spain
Tel.: +34 937 992 811
E-Mail: geral@motofil.pt

www.grupomotofil.com

